



# Australia Council Four Year Funding Analysis of Locations

Prepared by Regional Arts Australia, April 2020

## Overview

116 organisations received 4 year funding 2017-2020

- Of these 49 will not be offered 4 year funding and will receive 1 year transitional funding

95 organisations will receive 4 year funding 2021-2024

- Of these 28 are newly funded organisations

### How many are regional orgs\*?

\*a regional organisation is determined by the head office location, against the MMM classification.

### Number of regional orgs/ metro orgs funded by State 2021-2024

Important to note – all of TAS and NT are regional, so this represents the total number of orgs funded in those jurisdictions.

State/ Territory	regional	metro	total	% regional
ACT	0	3	3	0%
NSW	2	21	23	9%
NT	11	0	11	100%
Qld	5	7	12	42%
SA	0	9	9	0%
Tas	4	0	4	100%
Vic	0	22	22	0%
WA	5	6	11	45%
<b>TOTAL:</b>	<b>27</b>	<b>68</b>	<b>95</b>	

## Nine regional organisations are newly funded

Name of grant recipient	Location (town)	Location (State/ Territory)	MMM	Federal electorate
MusicNT Inc	Darwin	NT	MMM 2	Solomon NT
Skinnyfish Music	Winnellie	NT	MMM 2	Solomon NT
Sharing Stories Foundation	Great Mackerel Beach	NSW	MMM 2	Mackellar NSW
KickArts Contemporary Arts Inc	Cairns	QLD	MMM 2	Leichhardt QLD
Northern Rivers Performing Arts Inc	Lismore	NSW	MMM 3	Page NSW
Watch This Space Inc	Alice Springs	NT	MMM 6	Lingiari NT
Quandamooka Yoolooburrabee Aboriginal Corporation	Dunwich	QLD	MMM 6	Bowman QLD
Broome Aboriginal Media Association Aboriginal Corporation	Broome	WA	MMM 6	Durack WA
The Unconformity	Queenstown	TAS	MMM 6	Braddon TAS

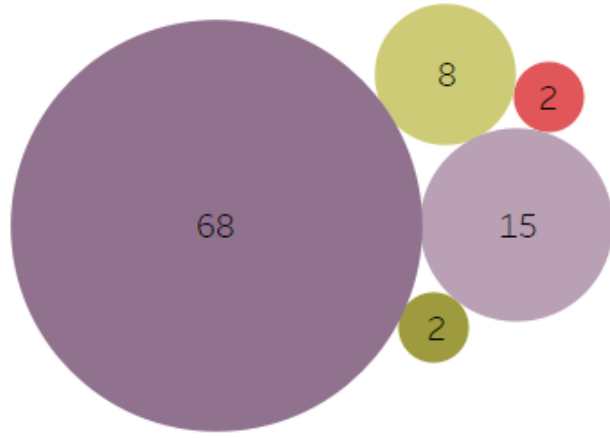
## 18 regional organisations will continue on 4 year funding

Name of grant recipient	Location (town)	Location (State/Territory)	MMM	Federal electorate
Arnhem, Northern and Kimberley Artists Aboriginal Corporation (ANKA)	Darwin	NT	MMM 2	Solomon NT
Artback NT Inc	Darwin	NT	MMM 2	Solomon NT
NT Writers' Centre Inc	Darwin	NT	MMM 2	Solomon NT
Darwin Community Arts Incorporated	Coconut Grove	NT	MMM 2	Solomon NT
Corrugated Iron Youth Arts Inc	Nightcliff	NT	MMM 2	Solomon NT
Crossroad Arts Inc	Mackay	QLD	MMM 2	Dawson QLD
Dance North (trading under North Queensland Ballet and Dance Company Limited)	Townsville	QLD	MMM 2	Herbert QLD
Cairns Indigenous Art Fair Limited	Cairns	QLD	MMM 2	Leichhardt QLD
Contemporary Art Tasmania	North Hobart	TAS	MMM 2	Clark TAS
Terrapin Puppet Theatre Ltd	Hobart	TAS	MMM 2	Clark TAS
Design Tasmania Limited	Launceston	TAS	MMM 2	Bass TAS
Warburton Youth Arts Centre	Kalgoorlie	WA	MMM 3	O'Connor WA
Desart Inc	Alice Springs	NT	MMM 6	Lingiari NT
Ngaanyatjarra Pitjantjatjara Yankunytjatjara Women's Council	Alice Springs	NT	MMM 6	Lingiari NT
Magabala Books Aboriginal Corporation	Broome	WA	MMM 6	Durack WA
Marrugeku Inc	Broome	WA	MMM 6	Durack WA
Barkly Regional Arts Inc	Tennant Creek	NT	MMM 7	Lingiari NT
Kimberley Aboriginal Law and Culture Centre Aboriginal Corporation - KALACC	Fitzroy Crossing	WA	MMM 7	Durack WA

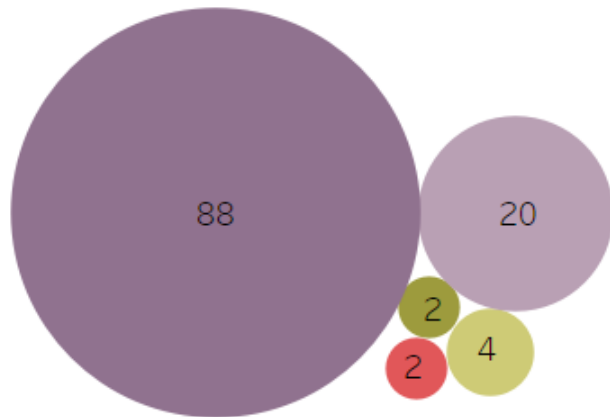
**10 regional organisations will no longer receive 4 year funding, and will receive 1 year transitional**

Name of grant recipient	Location (town)	Location (State/ Territory)	MMM	Federal electorate
Board of the Museum and Art Gallery of the Northern Territory	Darwin	NT	MMM 2	Solomon NT
Brown's Mart Arts Limited	Darwin	NT	MMM 2	Solomon NT
Tracks Inc	Darwin	NT	MMM 2	Solomon NT
HotHouse Theatre Limited	Wodonga	VIC	MMM 2	Indi VIC
Umi Arts Ltd	Manoora	QLD	MMM 2	Leichhardt QLD
Australian Script Centre	Hobart	TAS	MMM 2	Clark TAS
Salamanca Arts Centre Inc	Hobart	TAS	MMM 2	Clark TAS
Kickstart Arts Inc	New Town	TAS	MMM 2	Clark TAS
Tasdance Ltd	Launceston	TAS	MMM 2	Bass TAS
Beyond Empathy Ltd	Armidale	NSW	MMM 3	New England NSW

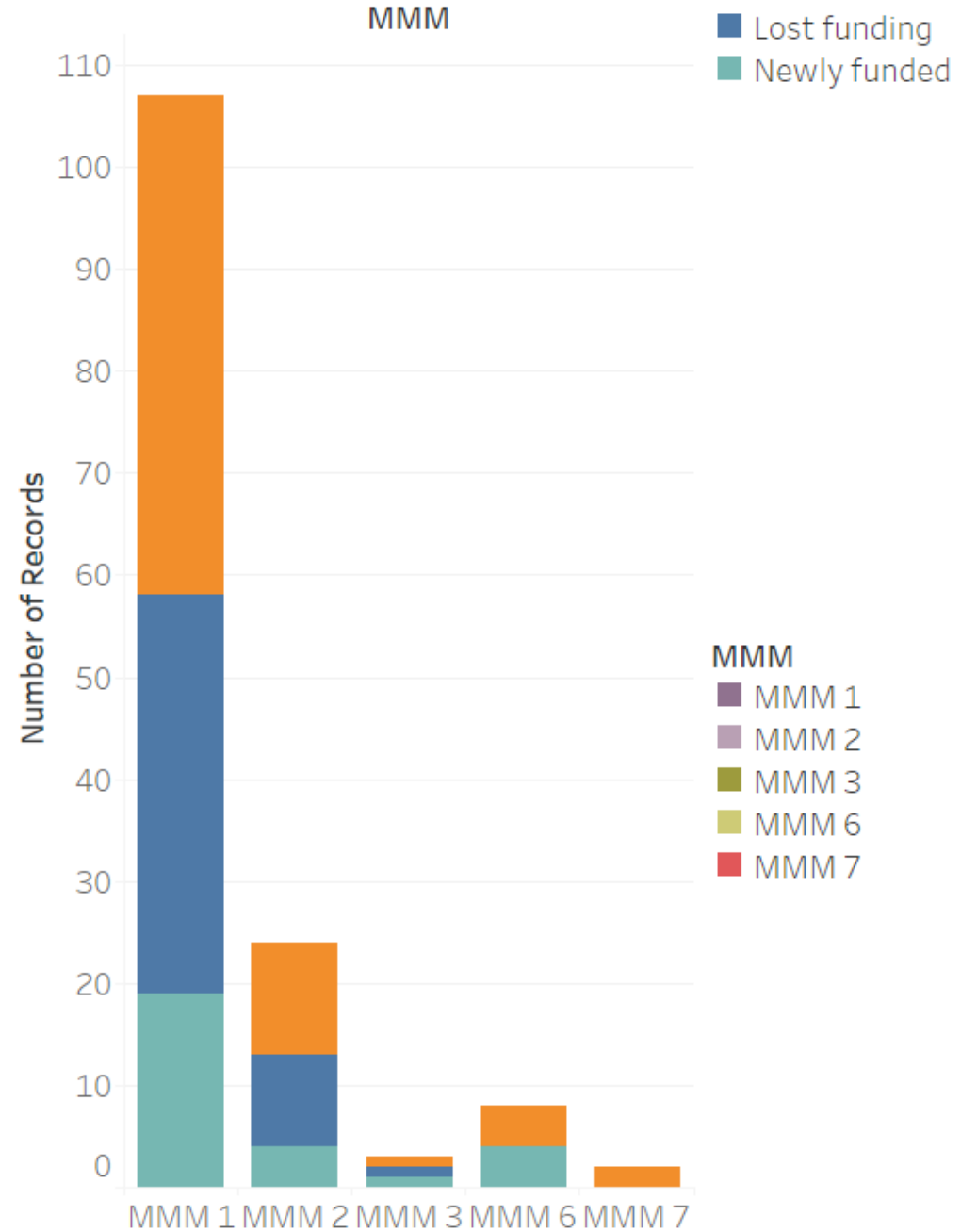
28.5% regional 2020-2024



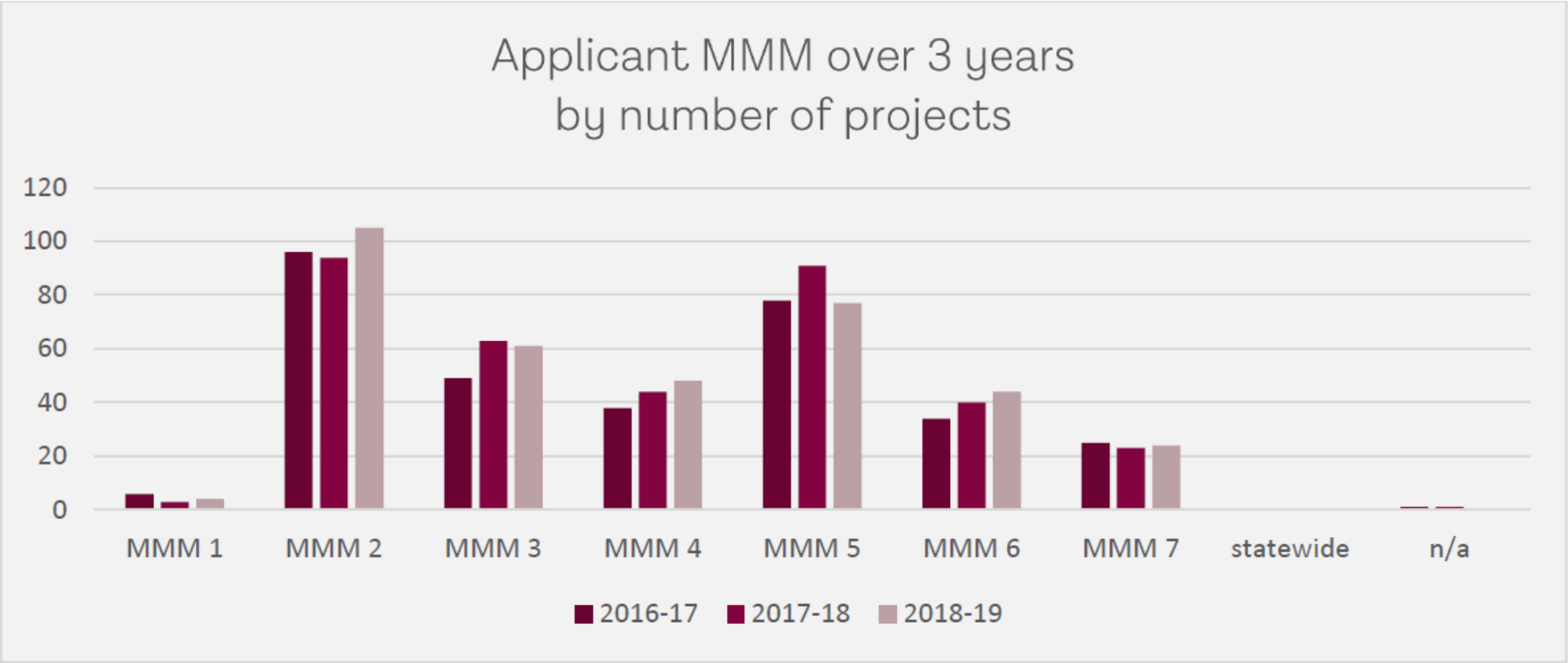
24% regional 2017-2020



Location of orgs by MMM

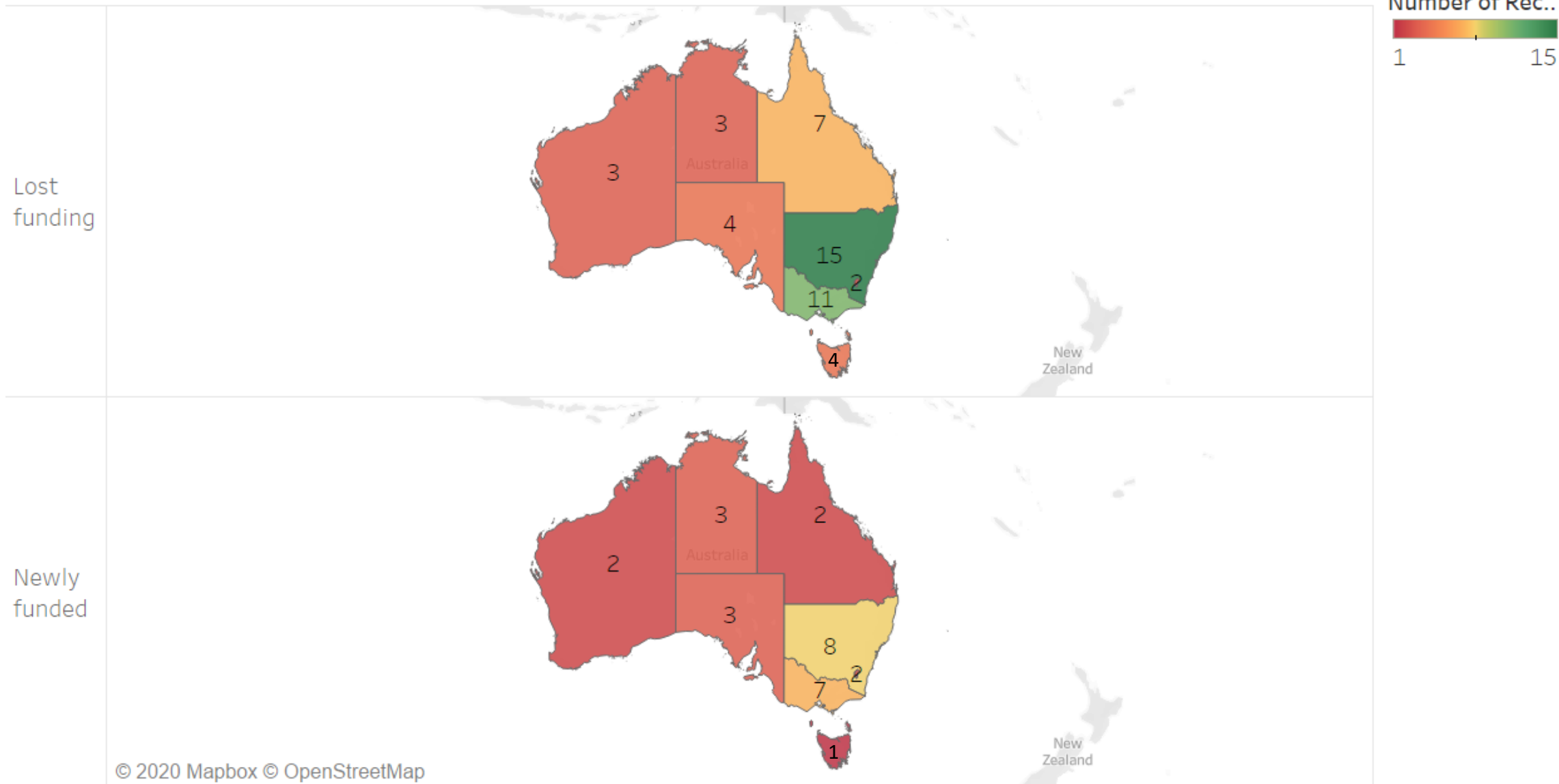


For comparison on MMM distribution, below is the Regional Arts Fund number of projects per MMM over three years



# Losses and gains per state

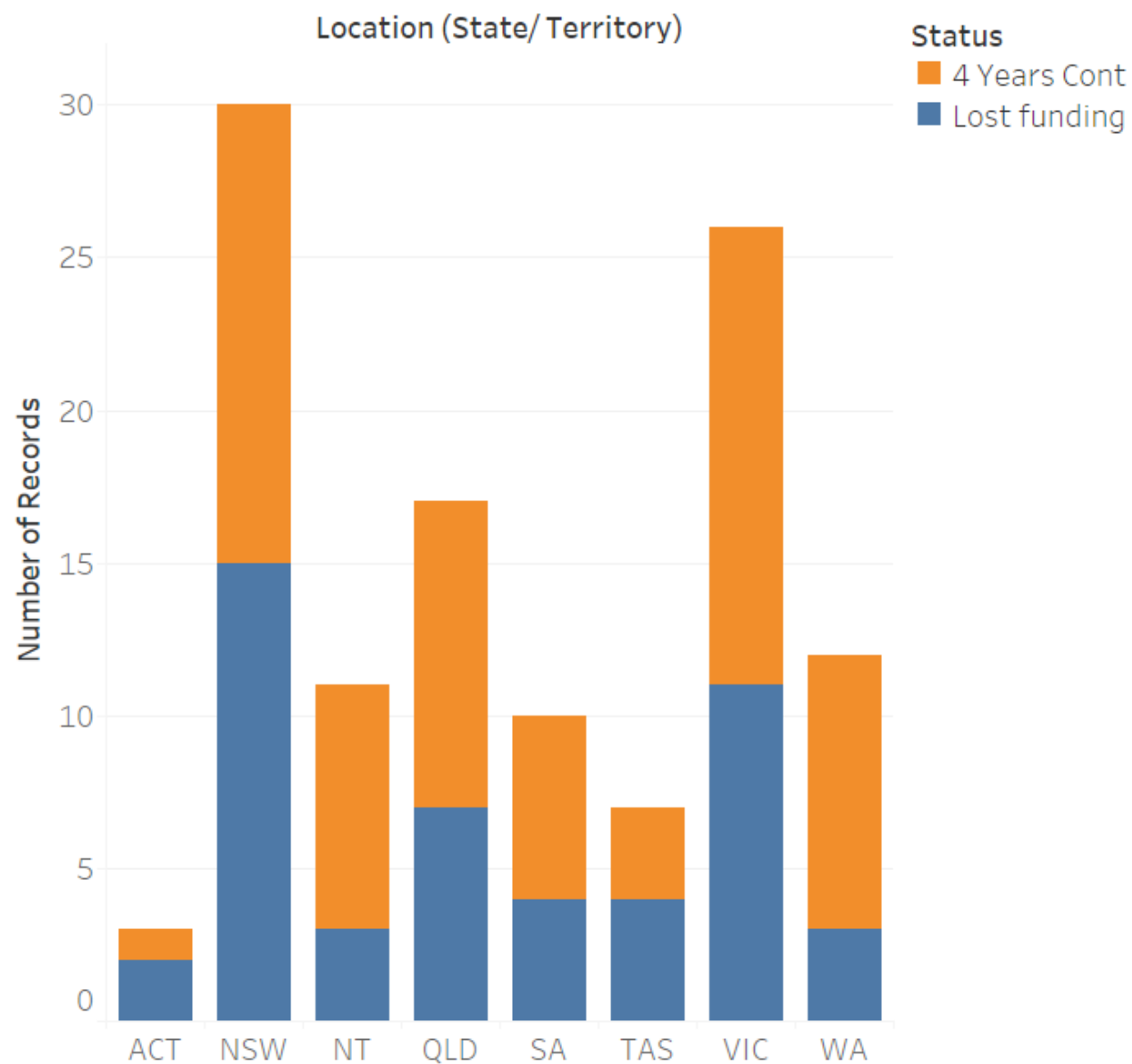
Status



Map based on Longitude (generated) and Latitude (generated) broken down by Status. Colour shows sum of Number of Records. The marks are labelled by sum of Number of Records. Details are shown for Location (State/Territory). The view is filtered on Status, which keeps Lost funding and Newly funded.

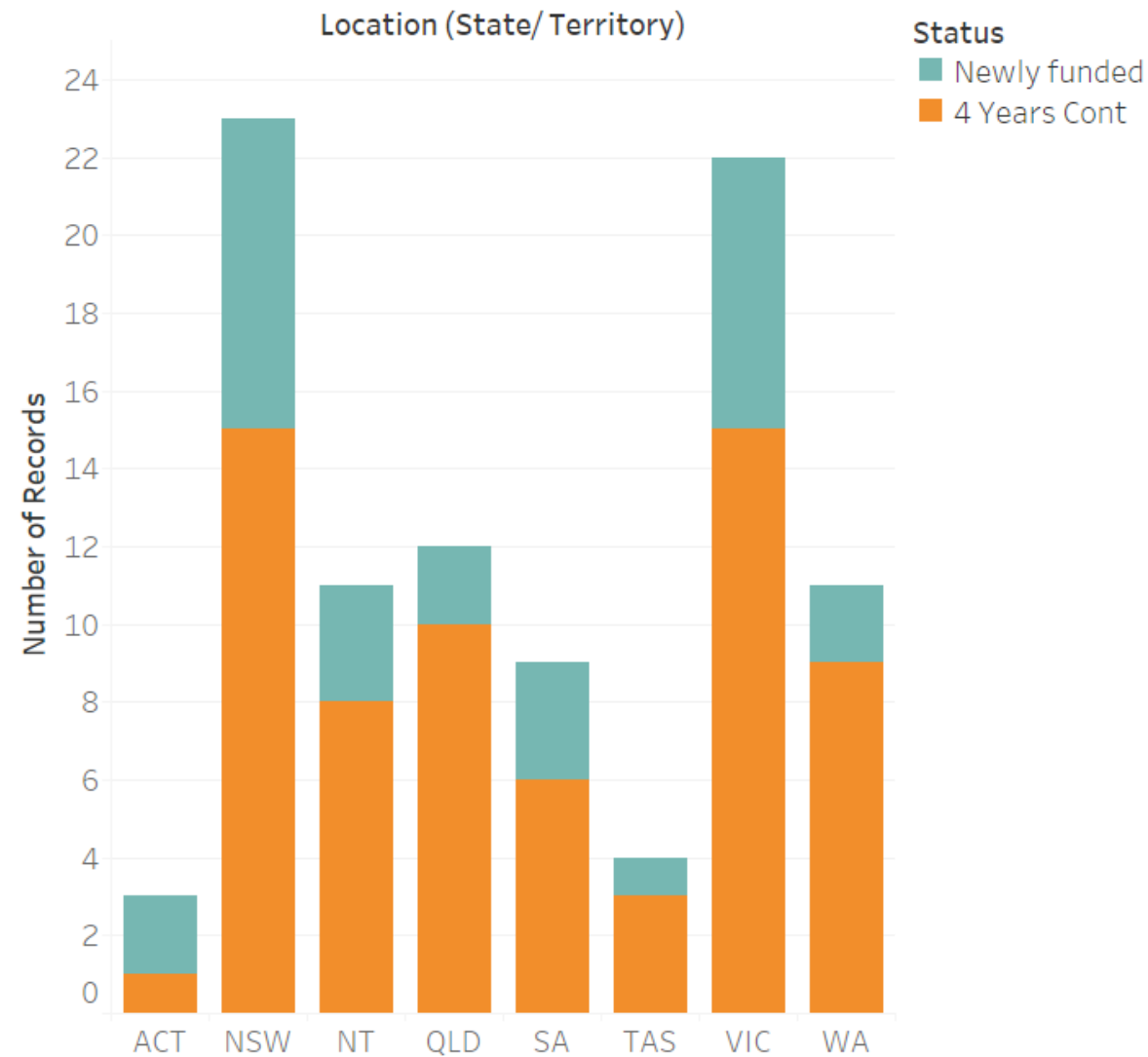


## 2017-2020 Funded orgs



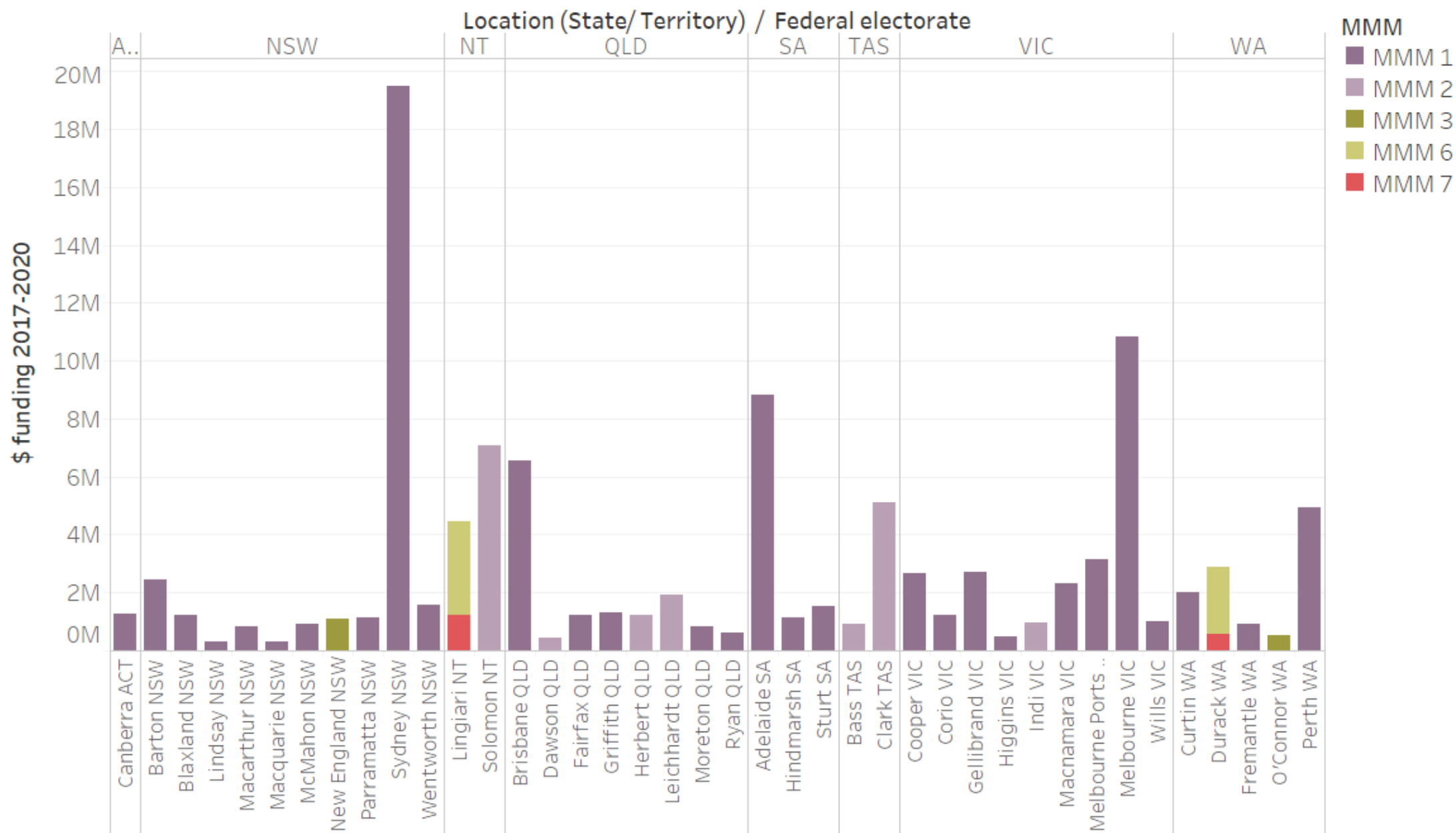
Sum of Number of Records for each Location (State/ Territory).  
Colour shows details about Status. The view is filtered on  
Status, which keeps Lost funding and 4 Years Cont.

## 2021-2024 funded orgs



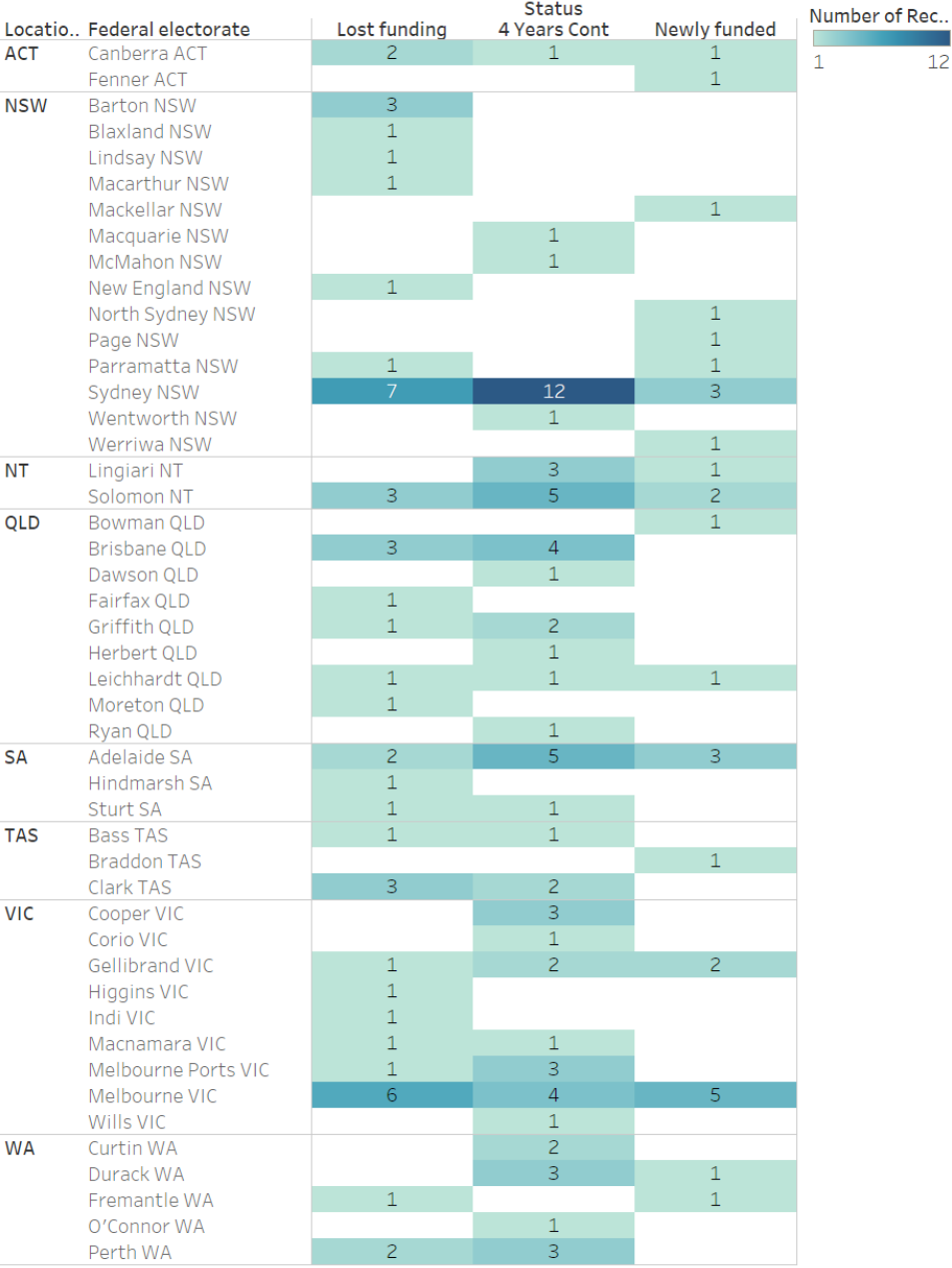
Sum of Number of Records for each Location (State/ Territory). Colour shows details about Status. The view is filtered on Exclusions (Location (State/ Territory),Status) and Status. The Exclusions (Location (State/ Territory),Status) filter keeps 28 members. The Status filter keeps 4 Years Cont and Newly funded.

## 2017-2020 amount of funding by Federal Electorate



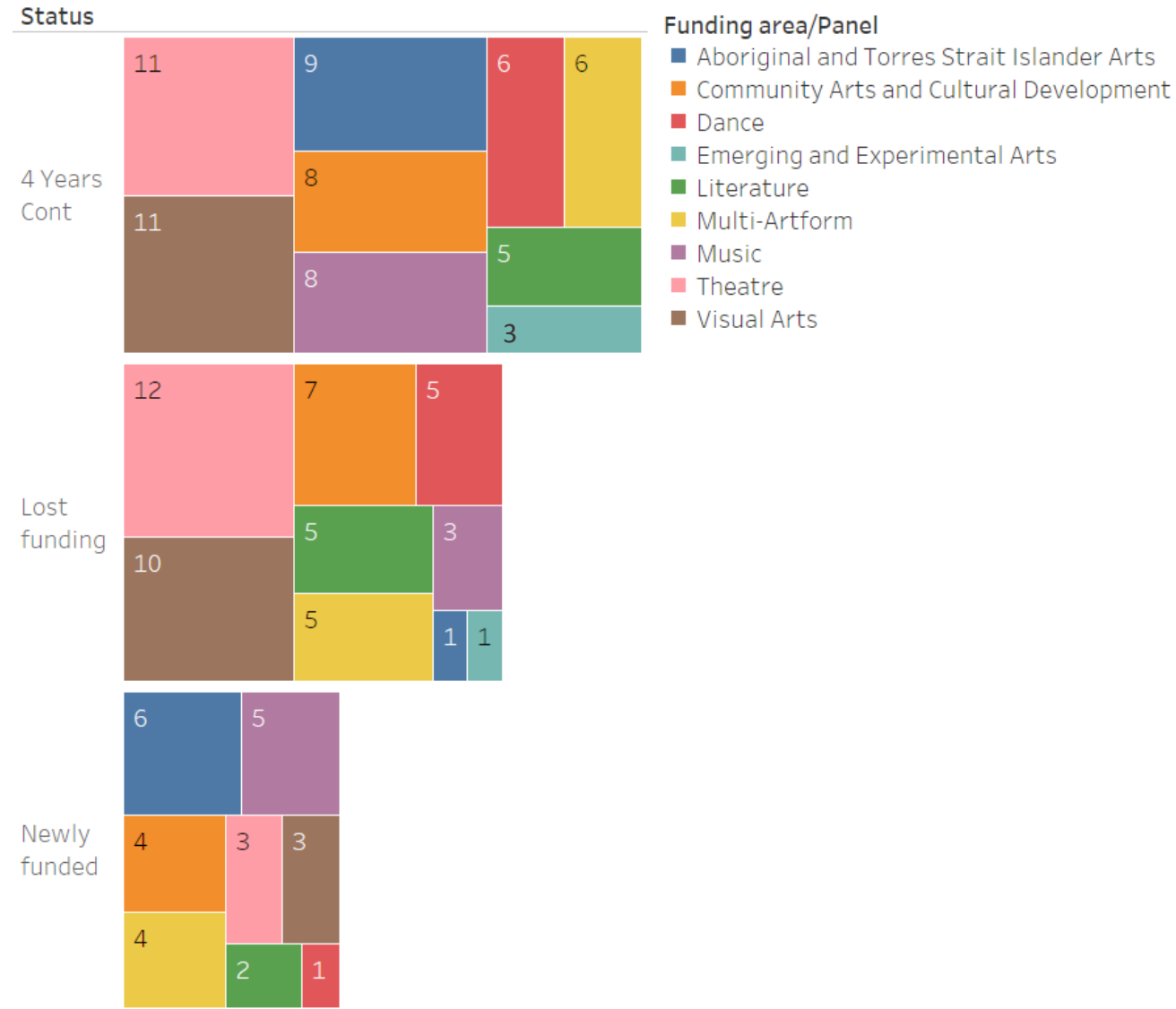
Sum of \$ funding 2017-2020 for each Federal electorate broken down by Location (State/Territory). Colour shows details about MMM. The view is filtered on Federal electorate, which keeps 40 of 47 members.

Number of organisations by electorate

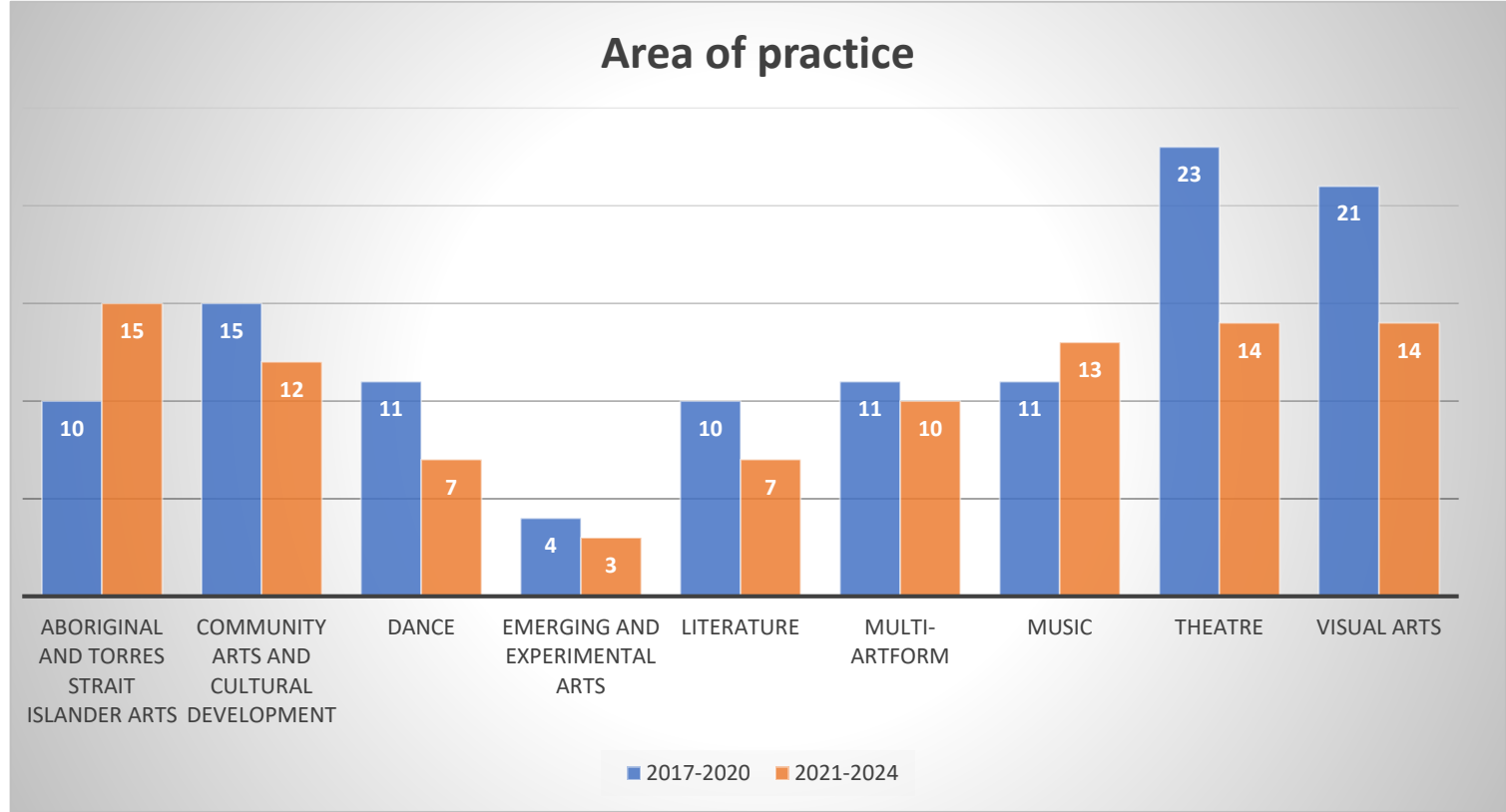


Sum of Number of Records broken down by Status vs. Location (State/ Territory) and Federal electorate. Colour shows sum of Number of Records. The marks are labelled by sum of Number of Records. The view is filtered on Status, which keeps Lost funding, 4 Years Cont and Newly funded.

# funding area



Sum of Number of Records broken down by Status. Colour shows details about Funding area/Panel. Size shows sum of Number of Records. The marks are labelled by sum of Number of Records. The view is filtered on Status, which keeps Lost funding, 4 Years Cont and Newly funded.



Area of practice	2017-2020	2021-2024
Aboriginal and Torres Strait Islander Arts	10	15
Community Arts and Cultural Development	15	12
Dance	11	7
Emerging and Experimental Arts	4	3
Literature	10	7
Multi-Artform	11	10
Music	11	13
Theatre	23	14
Visual Arts	21	14
	116	95